

CENTRO EDUCATIVO “ JEAN PIAGET”  
ON LINE CLASSWORK

DATE: April 3<sup>rd</sup> , 2020.

4<sup>th</sup> GRADE

GROUPS: “A” y “B”

Teacher: Luisa

Student's Name: \_\_\_\_\_

**LET'S BEGIN THE DAY WITH AN ACTIVATION!**



Ready? Watch the video: <https://youtu.be/388Q44ReOWE>

**MATH WORK**



I.-Watch the video about Divisions: <https://youtu.be/gjqxhtjyfC4>

II.- Solve the divisions.








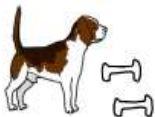
$$3 \overline{)58}$$

$$9 \overline{)582}$$

$$9 \overline{)742}$$

$$5 \overline{)462}$$

III.- Solve the following Word problems with Divisions.

1) Divide 65 children into teams of 5. How many teams?		
2) Share out 52 playing cards between 4 people. How many cards each?		
3) Divide 42 eggs into boxes of 6 eggs. How many boxes can I fill?		
4) Share 64 chocolates between 4 children. How many chocolates each?		
5) Divide 72 pencils into packs of 8. How many packets will I make?		
6) Share out 42 bones between 3 dogs. How many bones will each dog get?		

## GRAMMAR WORK



I.- Watch the following video about Adjectives: <https://youtu.be/sEDy0wGaXJY>

II.- Complete the following sentences using the appropriate adjectives.

- 1.- My cousin is \_\_\_\_\_ and \_\_\_\_\_.
- 2.- My best friend is \_\_\_\_\_ and \_\_\_\_\_.
- 3.- That hippopotamus is \_\_\_\_\_ and \_\_\_\_\_.
- 4.- My grandpa is \_\_\_\_\_ and \_\_\_\_\_.
- 5.- I am \_\_\_\_\_ and \_\_\_\_\_.

III.- Adjectives. Complete the sentences.

Start with one adjective, then add one, then another one, until you used 5 different adjectives to describe the elephant.

Color de elephant when you finish the sentences.



In the zoo I met an elephant.

It was a \_\_\_\_\_ elephant.

It was a \_\_\_\_\_, \_\_\_\_\_ elephant.

It was a \_\_\_\_\_, \_\_\_\_\_, \_\_\_\_\_, \_\_\_\_\_ elephant.

It was a \_\_\_\_\_, \_\_\_\_\_, \_\_\_\_\_, \_\_\_\_\_, \_\_\_\_\_  
elephant.


And it wanted to play with me!

## SPELLING WORK

I.- Let's practice correct spelling.

<i>Circle Correct Spelling</i>			<i>Write Correct Word</i>
1. nickle	nicel	nickel	_____
2. lambe	lamb	lameb	_____
3. natural	natual	nateral	_____
4. lammpp	lamnp	lamp	_____
5. country	contry	cuontry	_____
6. collony	colny	colony	_____
7. seed	cead	sead	_____
8. techer	teecher	teacher	_____
9. vois	voicee	voice	_____
10. break	brack	breeck	_____

II.- Write all the one syllable words that name each picture.



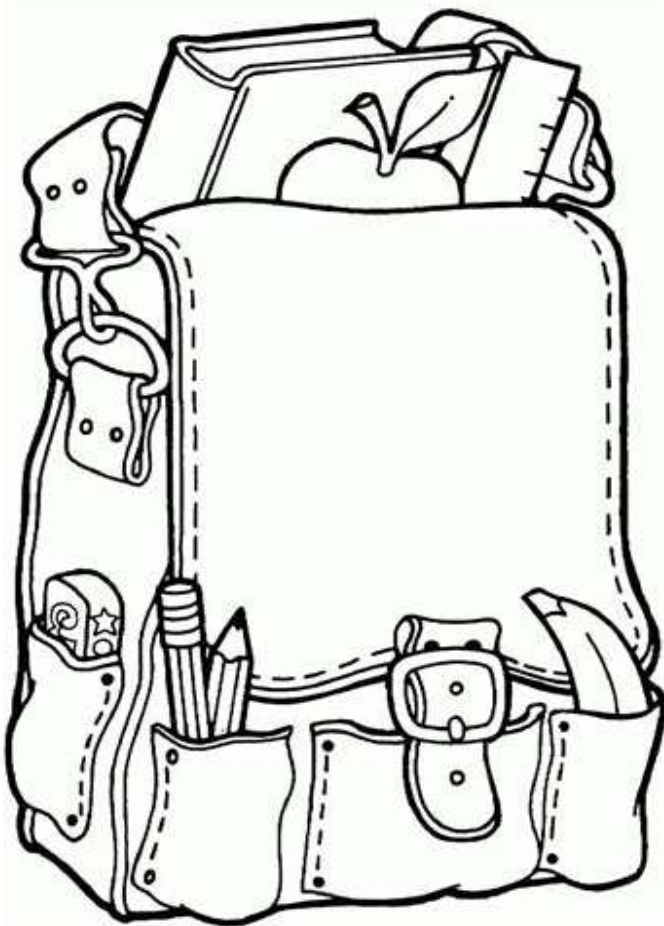
## JUST FOR FUN

Have fun. Unscramble the words first, then color!

1. Unscramble the letters to make COLOURS! Then, colour the star correspondently.

DRE _____	☆
NGEER _____	☆
UELB _____	☆
CALBK _____	☆

KINP _____	☆
ENOARG _____	☆
NBOWR _____	☆
LOYLWE _____	☆



2. Colour the picture according to the instructions:

- the BOOK is BLUE
- the RULER is PINK
- the BACKPACK is BROWN
- the ERASER is YELLOW
- the PENCIL is RED
- the BANANA is PURPLE
- the APPLE is ORANGE
- ADD a school supply and colour it!

Teacher's Message: Now keep all your stuff in your schoolbag, I think you have been working great, congratulations! But it's time for a pause. Have fun, enjoy your family, but the most important thing is to take care of yourself, don't go out, wash your hands and follow all your parents instructions.

SEE YOU SOON! I LOVE YOU & I MISS YOU "MIS CHANGUIS"

